

School for Conflict Analysis and Resolution

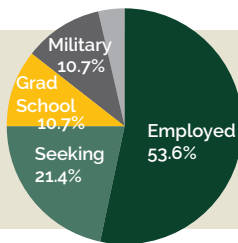
CAREER OUTCOMES DATA CLASS OF 2015



• Undergraduate Students •

77.8% Undergraduate Career Outcomes Rate

Includes students with post-graduate plans: Employment, Graduate School, Military, or Volunteer Work

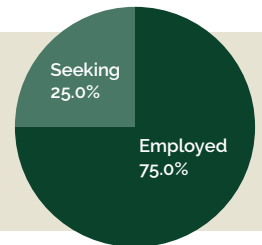


70.0% of employed undergraduate students are in positions related to their *career goals*

• Graduate Students •

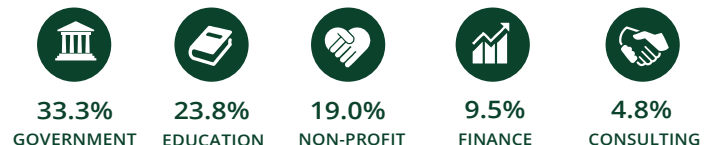
75.0% Graduate Career Outcomes Rate

Includes students with post-graduate plans: Employment, Graduate School, Military, or Volunteer Work



81.0% of employed graduate students are in positions related to their *career goals*

TOP EMPLOYMENT INDUSTRIES



INTERNSHIPS | CO-OP | RESEARCH | WORK RELATED TO CAREER GOALS | STUDY ABROAD | LEADERSHIP POSITIONS

100% of students participated in EXPERIENTIAL LEARNING

89.7% of students participated in EXPERIENTIAL LEARNING

MEDIAN FULL-TIME UNDERGRAD SALARY **\$31,000.00**

MEDIAN FULL-TIME GRAD SALARY **\$63,000.00**

VIRGINIA 66.7% WASHINGTON, D.C. 33.3% MARYLAND 0.0%



VIRGINIA 35.3% WASHINGTON, D.C. 35.3% MARYLAND 11.8%

